

Protecting the Public Purse

Fraud Briefing 2014

Bolsover District Council



Purpose of Fraud Briefing



Provide an information source to support councillors in considering their council's fraud detection activities



Extend an opportunity for councillors to consider fraud detection performance, compared to similar local authorities



Give focus to discussing local and national fraud risks, reflect on local priorities and the proportionate responses needed



Be a catalyst for reviewing the council's current strategy, resources and capability for tackling fraud

Understanding the bar charts

Outcomes for the first measure for your council are highlighted in yellow in the bar charts. The results of your comparator authorities are shown in the green bars.



Outcomes for the second measure for your council are highlighted as a green symbols above each bar. The results of your comparator authorities are shown in the white triangles.



A 'N' symbol has been used on the horizontal axis to indicate your council.

All data are drawn from council submissions on the Audit Commission's annual fraud and corruption survey for the financial year 2013/14.

In some cases, council report they have detected fraud and do not report the number of cases and/or the value. For the purposes of this fraud briefing these 'Not Recorded' records are shown as Nil.

Comparator group

Allerdale
Amber Valley
Ashfield
Bassetlaw
Bolsover
Boston
Cannock Chase
Chesterfield
Copeland
Derbyshire Dales
Erewash
Fenland
High Peak
Mansfield
Newark and Sherwood
North East Derbyshire
Nuneaton and Bedworth
Rossendale
South Derbyshire
West Lancashire

Interpreting fraud detection results



Contextual and comparative information needed to interpret results



Detected fraud is indicative, not definitive, of counter fraud performance (*Prevention and deterrence should not be overlooked*)



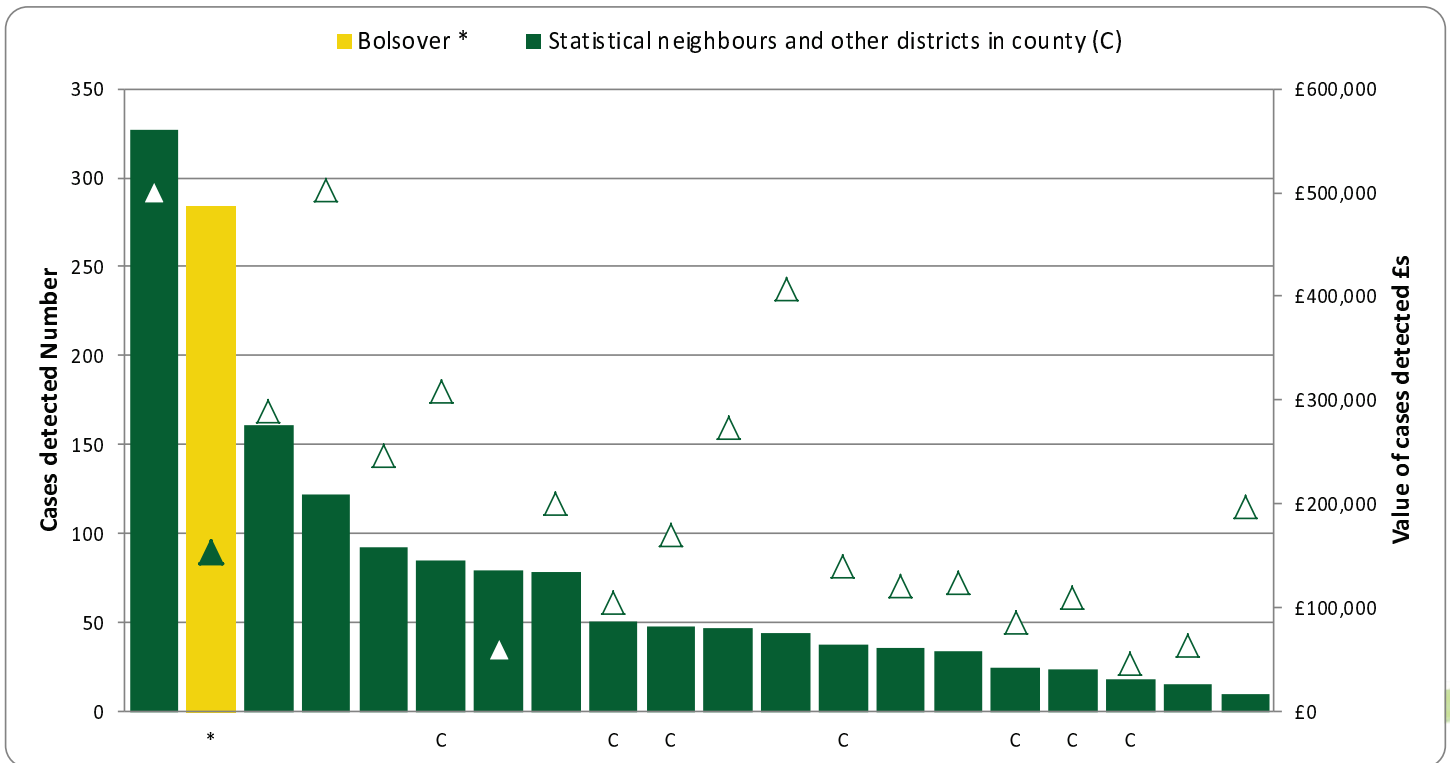
No fraud detected does not mean no fraud committed (*Fraud will always be attempted and even with the best prevention measures some will succeed*)



Councils who look for fraud, and look in the right way, will find fraud (*There is no such thing as a small fraud, just a fraud that has been detected early*)

Total detected cases and value 2013/14 (Excludes Housing tenancy fraud)

Bolsover

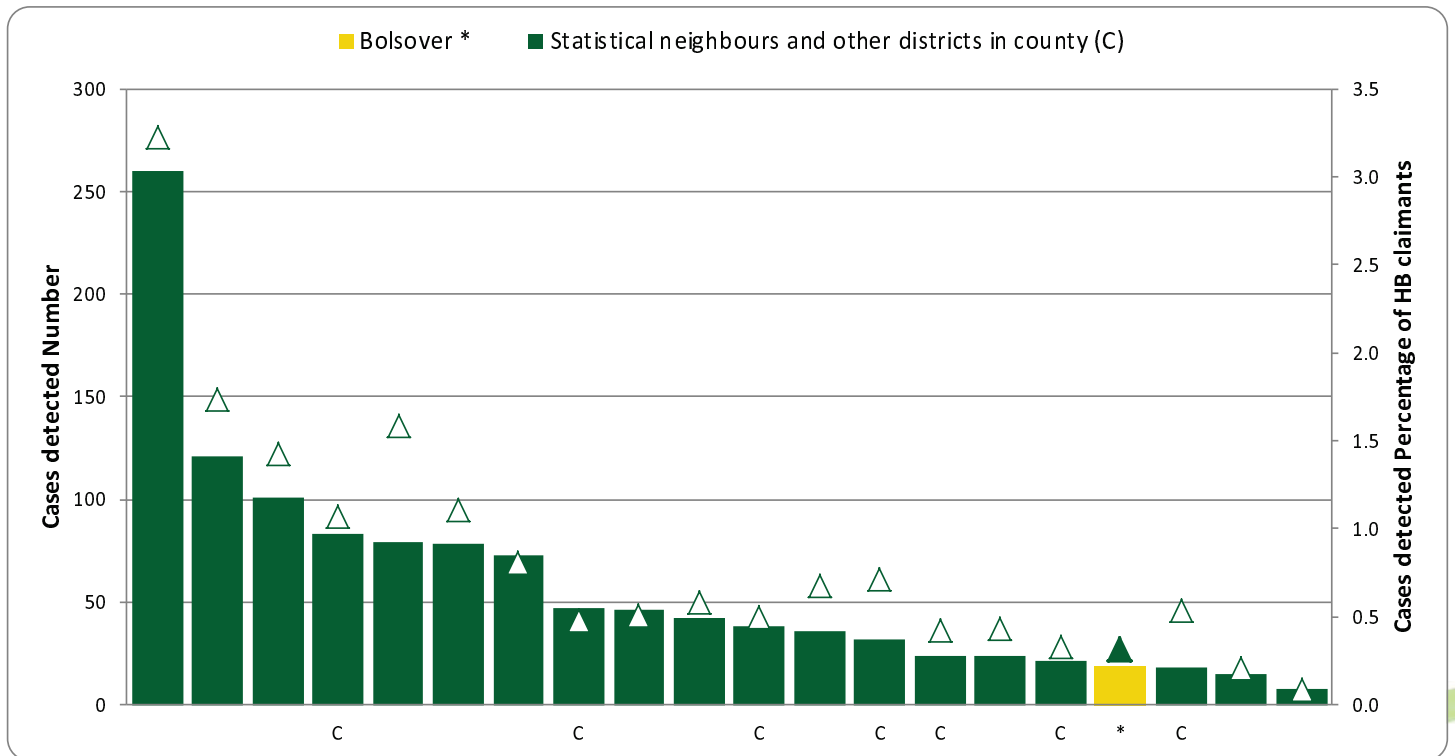


Bolsover detected 284 cases of fraud. The value of detected fraud was £151,968.

Average for statistical neighbours and county: 70 cases, valued at £208,050



Housing Benefit (HB) and Council Tax Benefit (CTB) 2013/14 Total detected cases, and as a proportion of housing benefit caseload Bolsover



Bolsover detected 19 cases of this type of fraud. The value of detected fraud was £90,103.

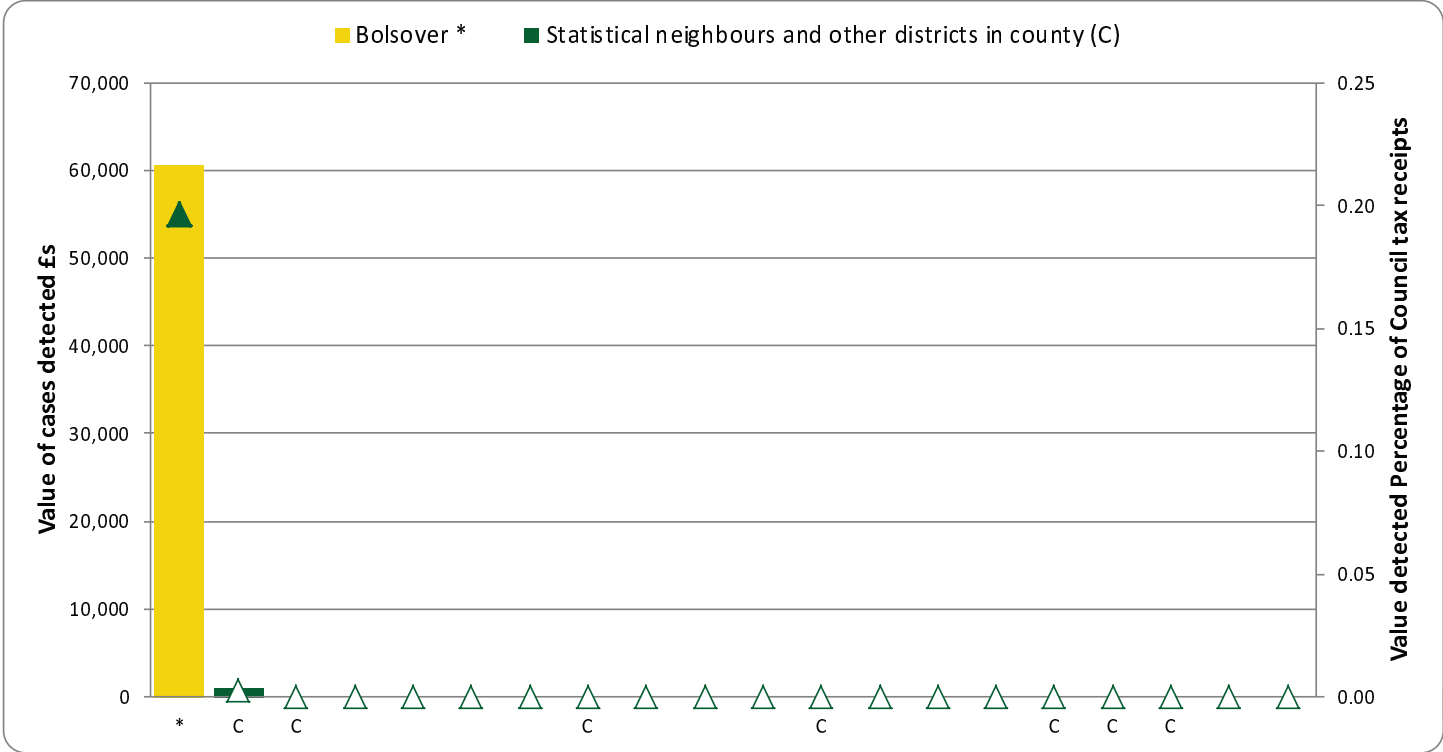
Average for statistical neighbours and county: 60 cases, valued at £200,904



Council tax discount fraud 2013/14

Total detected cases, and as a proportion of council tax income

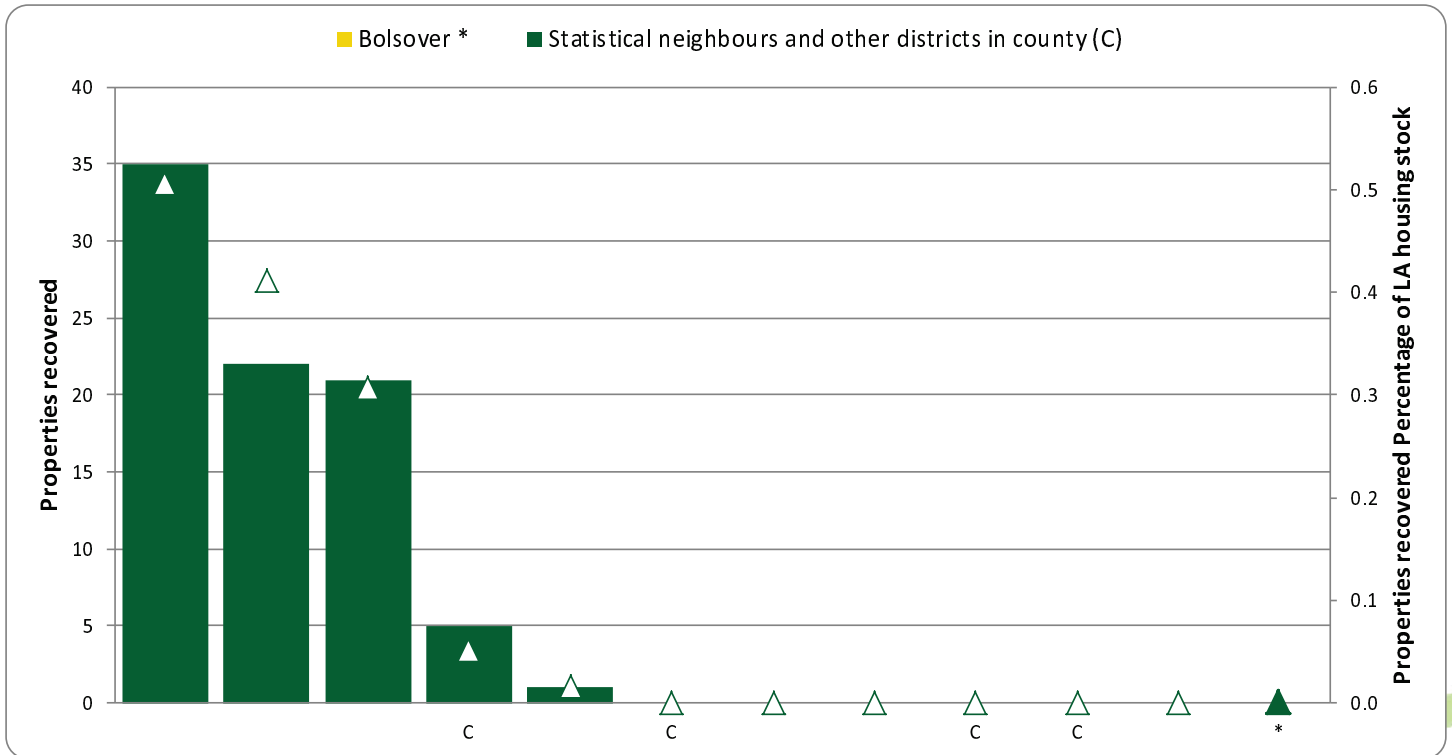
Bolsover



Bolsover detected 264 cases of this type of fraud. The value of detected fraud was £60,610.
 Average for statistical neighbours and county: 0 cases



Social Housing fraud (only councils with housing stock) 2013/14 Total properties recovered, and as a proportion of housing stock Bolsover



Bolsover did not detect any cases of this type of fraud.
Average for statistical neighbours and county with housing stock: 8 cases



Other frauds 2013/14 Bolsover

Procurement: Bolsover did not detect any cases of this type of fraud.
Total for statistical neighbours and county: 0 cases

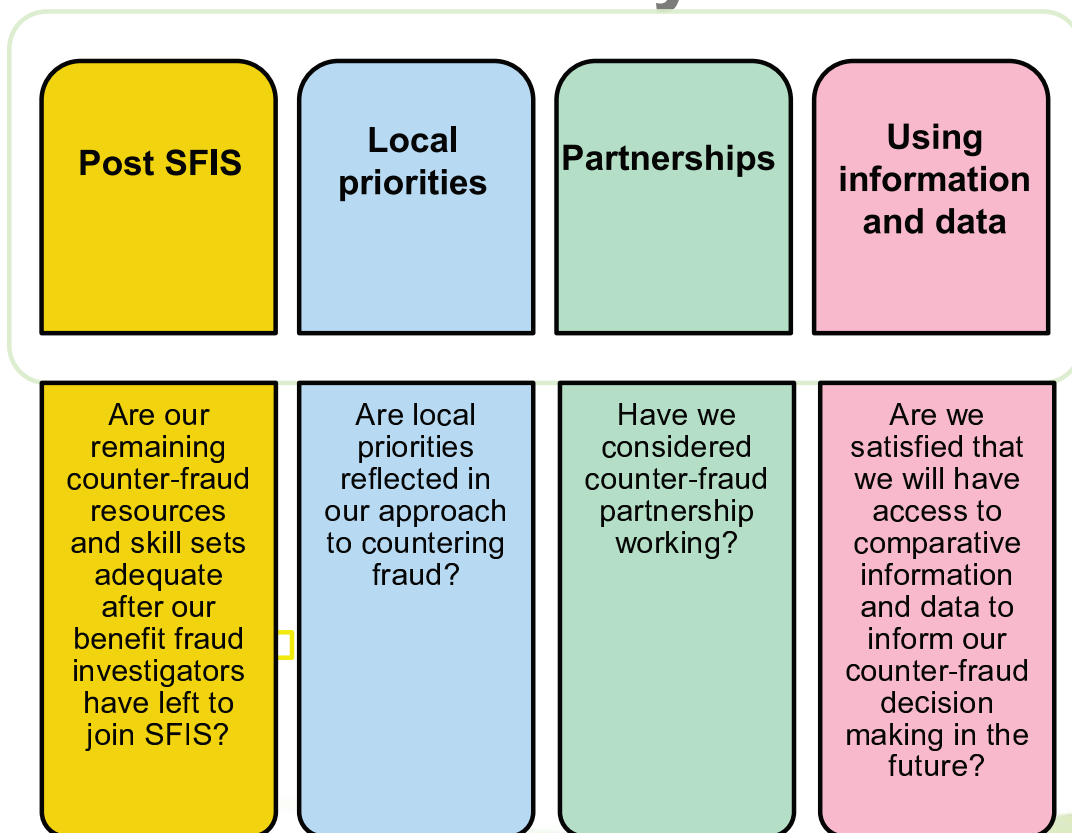
Insurance: Bolsover did not detect any cases of this type of fraud.
Total for statistical neighbours and county: 1 case, valued at £6,000

Economic and third sector: Bolsover did not detect any cases of this type of fraud.
Total for statistical neighbours and county: 0 cases

Internal: Bolsover detected this type of fraud and did not report the number of cases.
Total for statistical neighbours and county: 4 cases, valued at £7,141

*Correctly recording fraud levels is a central element in assessing fraud risk.
It is best practice to record the financial value of each detected case*

Questions elected members and decision makers may wish to ask



Any questions?

